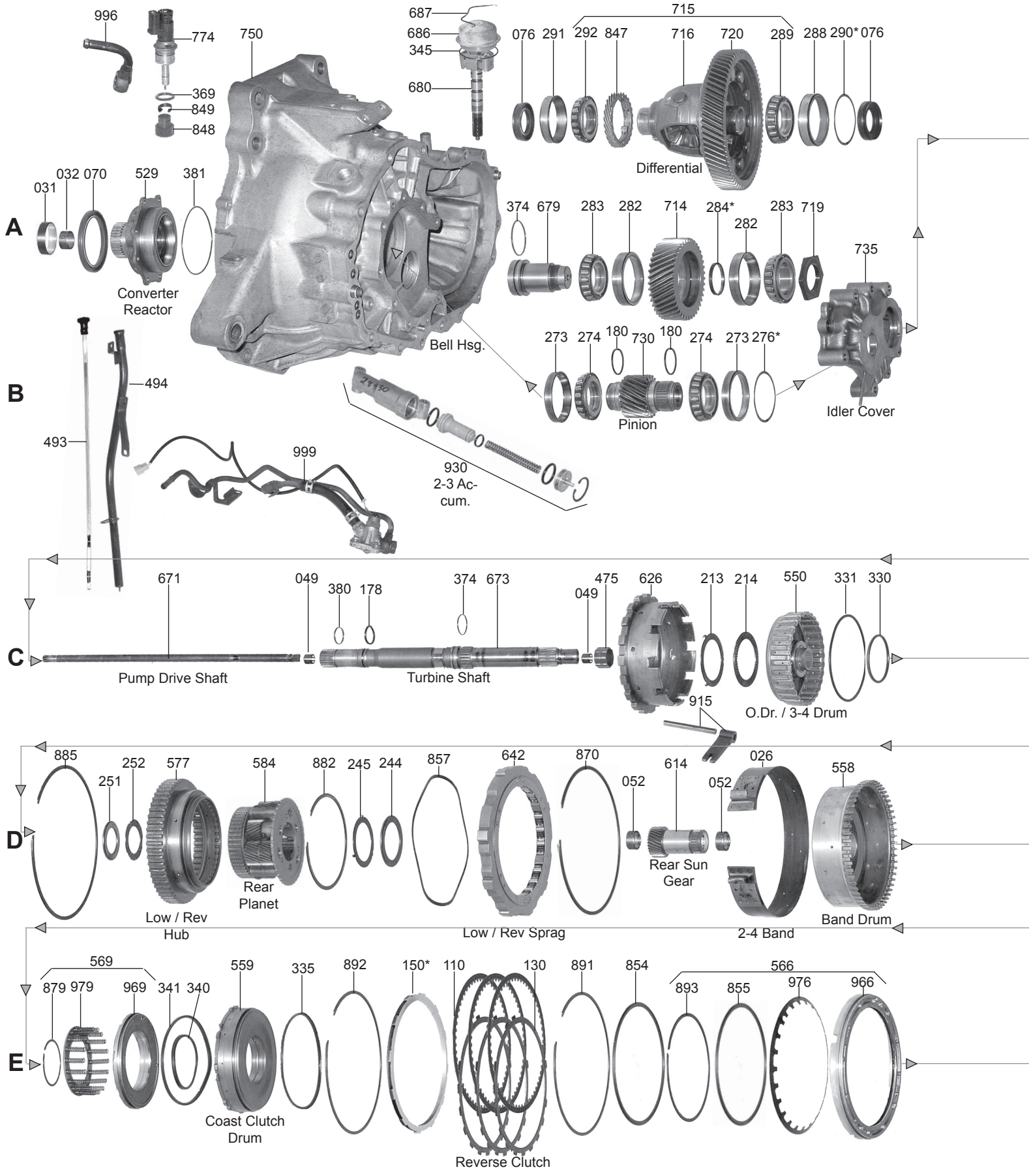



# G4A-EL / GF4A-EL



FWD 4 Speed (2 Pans)

MAZDA





MAZDA

# G4A-EL / GF4A-EL



FWD 4 Speed (2 Pans)

MAZDA

PART #	PAPER & RUBBER KIT	QTY.	REFERENCE #
--------	--------------------	------	-------------

28000	Paper & Rubber Kit, G4A-EL / G4A-HL (Mazda / Probe) 1986-92	1	
28000E	Paper & Rubber Kit, G4A-EL / G4A-HL (Mazda / Probe) 1993-Up (Except 2.5L Millenia 12/1993-1997)	1	
28000EA	Paper & Rubber Kit, G4A-EL / G4A-HL (Mazda / Probe) 1993-Up (Fits 626 & MX6 1993 (All) And 1991-2000 With 2.5L) (Millenia 12/1993-2002 With 2.5L) (MPV 2000) (Probe 1993 All) And 1994-97 With 2.5L And 2.0L)	1	

PART #	OVERHAUL KITS	QTY.	REFERENCE #
--------	---------------	------	-------------

28002	Overhaul Kit, G4A-EL / G4A-HL (Mazda / Probe) 1986-92	1	
28002E	Overhaul Kit, G4A-EL / G4A-HL (Mazda / Probe) 1993-Up (If Customer Wants Metal Rings Sell 28175E Also)	1	

PART #	MASTER L/STEEL KIT	QTY.	REFERENCE #
--------	--------------------	------	-------------

28004	Master L/Steels Kit, G4A Mazda / Probe (W/Out Turbo) 1986-87	1	
28004B	Master L/Steels Kit, G4A Mazda / Probe (With & W/Out Turbo) 1988-92	1	
28004E	Master L/Steels Kit, G4A-EL / G4A-HL (Mazda / Probe) 1993-Up (If Customer Wants Metal Rings Sell 28175W Also)	1	

PART #	MASTER W/STEEL KIT	QTY.	REFERENCE #
--------	--------------------	------	-------------

28006	Master W/Steels Kit, G4A (Mazda / Probe) (W/Out Turbo) 1986-87	1	
28006B	Master W/Steels Kit, G4A (Mazda / Probe) (With & W/Out Turbo) 1988-92	1	
28006E	Master W/Steels Kit, G4A-EL / G4A-HL (Mazda / Probe) 1993-Up (If Customer Wants Metal Rings Sell 28175E Also)	1	

PART #	FILTER	QTY.	REFERENCE #
--------	--------	------	-------------

28010	Filter, G4A (Mazda 626 / MX6 & Probe) (Non Turbo) (4 Bolt, 5/8" Thick) 1986-87	1	FU01-210500E
28010A	Filter, G4A / G4A-EL (Mazda 626 / MX6) (3 Bolt, 1" Thick) 1988-95	1	FU31-21-500
28010B	Filter, G4A (Mazda 323) (3 Bolt, 1 1/2" Thick) 1988-89	1	FU50-21-500A
28010D	Filter, G4A-EL (Mazda 626 / MX6 & Probe) (3 Bolt, Plastic, With 1 1/2" Long Pick-Up Tube) 1993-Up	1	F32Z-7A098-A

PART #	FILTER KIT	QTY.	REFERENCE #
--------	------------	------	-------------

28011	Filter Kit, G4A (Mazda 626 / MX6 & Probe) (Non Turbo) (4 Bolt, 5/8" Thick) 1986-87	1	
28011A	Filter Kit, G4A / G4A-EL (Mazda 626 / MX6) (3 Bolt, 1" Thick) 1988-95	1	
28011B	Filter Kit, G4A (Mazda 323) (3 Bolt, 1 1/2" Thick) 1988-89	1	
28011D	Filter Kit, G4A-EL (Mazda 626 / MX6 & Probe) (3 Bolt, Plastic, With 1 1/2" Long Pick-Up Tube) 1993-Up	1	

PART #	MISC. FILTERS	QTY.	REFERENCE #
--------	---------------	------	-------------

28015	Filter, G4A Thimble Filter In Valve Body 1986-92	4	FU01-21-296A
28015A	Filter, G4A-EL Thimble Filter In Valve Body 1993-Up	9	FU19-21-296A

PART #	BANDS	QTY.	REFERENCE #
--------	-------	------	-------------

28026	Band, G4A (Non Turbo) 1 1/2" Wide 1986-Up	1	FU08-21-310A
28026B	Band, G4A (With Turbo) 1 3/4" Wide 1987-Up	1	FU32-21-310B

PART #	BUSHINGS	QTY.	REFERENCE #
--------	----------	------	-------------

28030	Bushing Kit, G4A 1986-Up	1	
28031A	Bushing, G4A Converter Hub (57.1mm) 1988-Up	1	
28031AA	Bushing, G4A Converter Hub (61.1mm) 1986-87	1	
38032A	Bushing, G4A Converter Reactor (Small) To Turbine Shaft (.904"OD)	1	
28032A	Bushing, G4A Converter Reactor (Small) To Turbine Shaft (1.092"OD)	1	
28036	Bushing, G4A Pump Cover (Rear)	1	
28037	Bushing, G4A Pump Cover (Front)	1	
28052	Bushing, G4A Sun Gear 1986-Up	2	
28061	Bushing, G4A Band Drum (Or Sun Gear Shell) (1 3/8" Long) (Non Turbo)	1	
28061B	Bushing, G4A Band Drum (Or Sun Gear Shell) (1 5/8" Long) (Turbo)	1	

FWD 4 Speed (2 Pans)



G4A-EL / GF4A-EL

PART #	METAL CLAD SEALS	QTY.	REFERENCE #
28070	Seal, G4A Front (Narrow) 1986-Up	1	
28070A	Seal, G4A Front (Wide) 1986-Up	1	
42076A	Seal, G4A Axle (Both Sides) (.395" Thick) 1986-Up	2	FU03-27-238
28089A	Retainer, G4A Front Seal (3 Bolt Metal)	1	

PART #	FRICITION CLUTCH	QTY.	REFERENCE #
28100	Friction, G4A 3-4 Clutch (.063") 4.65"OD (50 Teeth) (With Groove) 1986-Up	4-5	FU08-19-370
28100A	Friction, G4A 3-4 Clutch (.063") 4.65"OD (50 Teeth) (Smooth) 1994-Up	4-5	
28108	Friction, G4A Forward Clutch (.063") 5.70"OD (48 Teeth) 1986-Up	3-4	FU08-19-580
28110	Friction, G4A Reverse Clutch (V-Tooth) (.063") 7.70"OD (58 Teeth) 1986-87 (Use 28114)	2-3	FU01-19-460
28110A	Friction, G4A Reverse Clutch (Square Tooth) (.063")7.70"OD (58 Teeth) 1988-Up (Use 28114A)	2-3	FU50-19-4F0
28110B	Friction, G4A Reverse Clutch (Square Tooth) .063" (32 Teeth) 7.720"OD 2001-Up	2-3	
28112	Friction, G4A Coast Clutch (V-Tooth) (.061") 5.150"OD (44 Teeth) 1986-87	2	FU08-19-590
28112A	Friction, G4A Coast Clutch (Square Tooth) (.061") 5.150"OD (44 Teeth) 1988-Up	2	FU50-19-590
28114	Friction, G4A Low/Reverse Clutch (V-Tooth) (.063") 7.70"OD (58 Teeth) 1986-87 (Also Fits Reverse Clutch)	2-7	FU01-19-460
28114A	Friction, G4A Low/Reverse Clutch (Square Tooth) (.063")7.70"OD (58 Teeth) 1988-Up (Also Fits Reverse Clutch)	2-7	FU50-19-4F0
28119	Friction Module, G4A 1986-87	1	
28119A	Friction Module, G4A (Non Turbo) 1988-Up	1	
28119B	Friction Module, G4A (With Turbo) V-6 (3.0L) 1988-Up	1	
28119EA	Friction Module, G4A (Mazda/Ford) 1993-Up	1	
28119G	Friction Module, G4A (Mazda Millenia 2.5L) 1994-Up	1	

PART #	STEEL CLUTCH	QTY.	REFERENCE #
28120	Steel, G4A 3-4 Clutch (.063") 4.0"ID (16 Teeth) 1986-87	5	FU01-19-334
28120A	Steel, G4A 3-4 Clutch (.063") 4.0"ID (30 Teeth) 1988-Up	5	FU50-19-334
28120B	Steel, G4A 3-4 Clutch (.091") 4.0"ID (30 Teeth) 1988-Up	5	FU32-19-334
28120D	Steel, G4A 3-4 Clutch (.130") 4.0"ID (30 Teeth) 1993-UP	4	FU9D-19-334
28128	Steel, G4A Forward Clutch (.063") 4.8"ID (8 Teeth) 1986-92	3-4	FU01-19-571
28128A	Steel, G4A Forward Clutch (.063") 4.8"ID (32 Teeth) 1993-Up	3	FU9A-19-571A
28130	Steel, G4A Reverse Clutch (.063") 7.1"ID (12 Teeth) 1986-92	2	FU50-19-561
28130B	Steel, G4A Reverse Clutch (.063") 7.1"ID (32 Teeth) 1993-Up	2	FU9A-19-561
28132	Steel, G4A Coast Clutch (.063") 4.45"ID (32 Teeth) 1986-Up	2-3	FU01-19-621
28134	Steel, G4A Low/Reverse Clutch (.063") 7.1"ID (15 Teeth) 1986-Up	3-5	FU01-19-451A

PART #	CLUTCH PRESSURE PLATES	QTY.	REFERENCE #
28140	Pressure Plate, G4A 3-4 Clutch (3.8mm) (16 Teeth) 1986-87	1	
28140A	Pressure Plate, G4A 3-4 Clutch (3.8mm) (30 Teeth) 1988-Up	1	E92Z-7B066-AE
28140B	Pressure Plate, G4A 3-4 Clutch (4.0mm) (30 Teeth) 1988-Up	1	E92Z-7B066-T
28140C	Pressure Plate, G4A 3-4 Clutch (4.2mm) (30 Teeth) 1988-Up	1	E92Z-7B066-U
28140D	Pressure Plate, G4A 3-4 Clutch (4.4mm) (30 Teeth) 1988-Up	1	E92Z-7B066-V
28140E	Pressure Plate, G4A 3-4 Clutch (4.6mm) (30 Teeth) 1988-Up	1	E92Z-7B066-W
28140F	Pressure Plate, G4A 3-4 Clutch (4.8mm) (30 Teeth) 1988-Up	1	E92Z-7B066-X
28148	Pressure Plate, G4A Forward Clutch (.206") (8 Teeth) 1986-92 (Has 8 Teeth But Looks Like 16 Teeth)	1	
28148A	Pressure Plate, G4A Forward Clutch (.232") (8 Teeth) 1986-92 (Has 8 Teeth But Looks Like 16 Teeth)	1	E92Z-7B066-A
28148AA	Pressure Plate, G4A Forward Clutch (.240") (8 Teeth) 1986-92 (Has 8 Teeth But Looks Like 16 Teeth)	1	E92Z-7B066-B
28148AB	Pressure Plate, G4A Forward Clutch (.248") (8 Teeth) 1986-92 (Has 8 Teeth But Looks Like 16 Teeth)	1	E92Z-7B066-C
28148AC	Pressure Plate, G4A Forward Clutch (.256") (8 Teeth) 1986-92 (Has 8 Teeth But Looks Like 16 Teeth)	1	E92Z-7B066-D
28148AD	Pressure Plate, G4A Forward Clutch (.264") (8Teeth) 1986-92 (Has 8 Teeth But Looks Like 16 Teeth)	1	E92Z-7B066-E
28148B	Pressure Plate, G4A Forward Clutch (.232") (32 Teeth) 1993-Up	1	
28148BA	Pressure Plate, G4A Forward Clutch (.240") (32 Teeth) 1993-Up	1	
28148BB	Pressure Plate, G4A Forward Clutch (.248") (32 Teeth) 1993-Up	1	
28148BC	Pressure Plate, G4A Forward Clutch (.256") (32 Teeth) 1993-Up	1	
28148BD	Pressure Plate, G4A Forward Clutch (.264") (32 Teeth) 1993-Up	1	

MAZDA

# G4A-EL / GF4A-EL



FWD 4 Speed (2 Pans)

PART #	CLUTCH PRESSURE PLATES (Continued)	QTY.	REFERENCE #
28150.....	Pressure Plate, G4A Reverse Clutch (.241") (12 Teeth) 1986-92.....	1	E92Z-7B066-N
28150A.....	Pressure Plate, G4A Reverse Clutch (.258") (12 Teeth) 1986-92.....	1	E9TZ-7B066-N
28150AA.....	Pressure Plate, G4A Reverse Clutch (.274") (12 Teeth) 1986-92.....	1	E92Z-7B066-P
28150AB.....	Pressure Plate, G4A Reverse Clutch (.282") (12 Teeth) 1986-92.....	1	E92Z-7B066-Q
28150AC.....	Pressure Plate, G4A Reverse Clutch (.290") (12 Teeth) 1986-92.....	1	E92Z-7B066-R
28150AD.....	Pressure Plate, G4A Reverse Clutch (.298") (12 Teeth) 1986-92.....	1	E92Z-7B066-S
28150AE.....	Pressure Plate, G4A Reverse Clutch (.306") (12 Teeth) 1986-92.....	1	E92Z-7B066-T
28150B.....	Pressure Plate, G4A Reverse Clutch (.258") (32 Teeth) 1993-Up.....	1	
28150BA.....	Pressure Plate, G4A Reverse Clutch (.274") (32 Teeth) 1993-Up.....	1	
28150BB.....	Pressure Plate, G4A Reverse Clutch (.282") (32 Teeth) 1993-Up.....	1	
28150BC.....	Pressure Plate, G4A Reverse Clutch (.290") (32 Teeth) 1993-Up.....	1	
28150BD.....	Pressure Plate, G4A Reverse Clutch (.298") (32 Teeth) 1993-Up.....	1	
28150BE.....	Pressure Plate, G4A Reverse Clutch (.306") (32 Teeth) 1993-Up.....	1	
28152.....	Pressure Plate, G4A Coast Clutch (.181") (32 Teeth) 1986-Up.....	1	E92Z-7B066-G
28152A.....	Pressure Plate, G4A Coast Clutch (.189") (32 Teeth) 1986-Up.....	1	E92Z-7B066-H
28152B.....	Pressure Plate, G4A Coast Clutch (.197") (32 Teeth) 1986-Up.....	1	E92Z-7B066-I
28152C.....	Pressure Plate, G4A Coast Clutch (.205") (32 Teeth) 1986-Up.....	1	E92Z-7B066-J
28152D.....	Pressure Plate, G4A Coast Clutch (.213") (32 Teeth) 1986-Up.....	1	E92Z-7B066-K
28152E.....	Pressure Plate, G4A Coast Clutch (.220") (32 Teeth) 1986-Up.....	1	E92Z-7B066-L
28154.....	Pressure Plate, G4A Low/Reverse Clutch (10.2mm) (15 Teeth) 1986-87.....	1	E92Z-7B066-Y
28154A.....	Pressure Plate, G4A Low/Reverse Clutch (10.4mm) (15 Teeth) 1988-Up.....	1	E92Z-7B066-Z
28154B.....	Pressure Plate, G4A Low/Reverse Clutch (7.20mm) (15 Teeth) 1988-Up.....	1	
28154C.....	Pressure Plate, G4A Low/Reverse Clutch (7.40mm) (15 Teeth) 1988-Up.....	1	E92Z-7B066-AA
28154D.....	Pressure Plate, G4A Low/Reverse Clutch (7.60mm) (15 Teeth) 1988-Up.....	1	E92Z-7B066-AB
28154E.....	Pressure Plate, G4A Low/Reverse Clutch (7.80mm) (15 Teeth) 1988-Up.....	1	E92Z-7B066-AC
28154G.....	Pressure Plate, G4A Low/Reverse Clutch (6.80mm) (15 Teeth) 1988-Up.....	1	E92Z-7B066-AD

PART #	VALVE BODY KITS	QTY.	REFERENCE #
T28165.....	Shift Kit, G4A-EL / G4A-HL (1 & 4 Solenoids) 1986-92.....	1	SK® G4A
T28165E.....	Shift Kit, G4A-EL / G4EAT (7 Solenoids) 1993-Up.....	1	SK® GF4A-EL

PART #	OIL SEALING RINGS	QTY.	REFERENCE #
28175C.....	Ring Kit, G4A (Metal) 1986-Up.....	1	
28175CT.....	Ring Kit, G4 (Teflon) 1986-Up.....	1	
28175E.....	Ring Kit, G4A (Contains: 4-28179 & 2-28180) (Metal) 1986-Up.....	1	
28179.....	Ring, G4A Stator Shaft (Metal) 1986-92.....	4	
28179T.....	Ring, G4A Stator Shaft (Teflon) 1986-92.....	4	
28180.....	Ring, G4A Output Gear Shaft (Metal) 1986-Up.....	2	
28180T.....	Ring, G4A Output Gear Shaft (Teflon) 1986-Up.....	2	
28191T.....	Ring, G4A 2-3 Accumulator Piston (Small) (Teflon) 1986-E90.....	1	
28191AT.....	Ring, G4A 2-3 Accumulator Piston (Small) (Teflon) L1990-Up.....	1	
28191TK.....	Ring Kit, G4A 2-3 Accumulator (Teflon) 1986-E90.....	1	
28191ATK.....	Ring Kit, G4A 2-3 Accumulator (Teflon) L1990-Up.....	1	
28192T.....	Ring, G4A 2-3 Accumulator Piston (Large) (Teflon) 1986-E90.....	1	
28192AT.....	Ring, G4A 2-3 Accumulator Piston (Large) (Teflon) L1990-Up.....	1	

PART #	WASHERS & BEARINGS	QTY.	REFERENCE #
28210A.....	Race, G4A Stator To Reverse Drum (1.2mm) (3 Tab) 1986-92.....	1	E92Z-7D014-A
28210AA.....	Race, G4A Stator To Reverse Drum (1.4mm) (3 Tab) 1986-92.....	1	E92Z-7D014-E
28210AB.....	Race, G4A Stator To Reverse Drum (1.6mm) (3 Tab) 1986-92.....	1	E92Z-7D014-F
28210AC.....	Race, G4A Stator To Reverse Drum (1.8mm) (3 Tab) 1986-92.....	1	E92Z-7D014-B
28210AD.....	Race, G4A Stator To Reverse Drum (2.0mm) (3 Tab) 1986-92.....	1	E92Z-7D014-B
28210AE.....	Race, G4A Stator To Reverse Drum (2.2mm) (3 Tab) 1986-92.....	1	E92Z-7D014-D
28210B.....	Race, G4A Stator To Reverse Drum (1.2mm) (1 Tab) 1993-UP.....	1	E92Z-7D014-D
28210BA.....	Race, G4A Stator To Reverse Drum (1.4mm) (1 Tab) 1993-UP.....	1	
28210BB.....	Race, G4A Stator To Reverse Drum (1.6mm) (1 Tab) 1993-UP.....	1	
28210BC.....	Race, G4A Stator To Reverse Drum (1.8mm) (1 Tab) 1993-UP.....	1	
28210BD.....	Race, G4A Stator To Reverse Drum (2.0mm) (1 Tab) 1993-UP.....	1	
28210BD.....	Race, G4A Stator To Reverse Drum (2.2mm) (1 Tab) 1993-UP.....	1	
28211.....	Bearing W/Race, G4A Stator To Reverse Drum 1986-Up.....	1	
S28212AK.....	Shim Kit, G4A Stator To Reverse Drum (.015") (5 Per Kit) (Sonnax).....	1	71400-15
28213A.....	Race, G4A Shell To 3-4 Drum Clutch Drum 1986-Up.....	1	E92Z-7D423-A
28214A.....	Bearing W/Race, G4A Shell To 3-4 Clutch Drum 1986-Up.....	1	E92Z-7F404-A
28231.....	Bearing W/Race, G4A Reverse Drum To Hub 1986-Up.....	1	E92Z-7D234-A
28235.....	Bearing, G4A Drum With Sun Gear To Forward Clutch Hub 1986-UP (Also Fits Forward Clutch Hub To Coast Clutch Hub).....	2	E92Z-7A623-A

MAZDA

28244.....	Bearing, G4A Planet To Sun Gear Drum 1986-Up.....	1	E92Z-7F241-A
28245.....	Race, G4A Planet To Sun Gear Drum 1986-Up.....	1	E92Z-7F868-A
28251.....	Bearing W/Race, G4A 3-4 Drum To Planet 1986-Up.....	1	
28252.....	Race, G4A 3-4 Drum To Planet 1986-Up.....	1	
32254.....	Cone Bearing, G4A Differential (Both Sides) 1.378"ID (23 Rollers).....	2	
32254K.....	Bearing & Race Kit, G4A Differential (Both Sides) 1.378"ID (23 Rollers).....	2	
28283.....	Cone Bearing, G4A Idler Gear 1986-Up.....	2	E92Z-7F453-A
28289AK.....	Cone Bearing W/Cup Race, G4A Differential (Case Side) 1.575"ID (2.677"OD) (21 Rollers) (When Out Use 28292AK).....	1	
28292AK.....	Cone Bearing W/Cup Race, G4A Differential (Both Sides) 1.575"ID (2.677"OD)(Fits 21 & 22 Rollers).....	1-2	

**PART # GASKETS & RUBBER COMPONENTS QTY. REFERENCE #**

28300.....	Gasket, G4A Bottom Pan (Non Turbo).....	1	
28300A.....	Gasket, G4A Bottom Pan (With Turbo).....	1	
28301.....	Gasket, G4A Side Pan (Non Turbo).....	1	
28301A.....	Gasket, G4A Side Pan (With Turbo).....	1	
28309.....	Gasket, G4A Pump Bolt Washer.....	9	E92Z-7N357-A
28310.....	Gasket, G4A Pump.....	1	
28320K.....	Gasket Set, G4A Valve Body (Mazda 323, 626, MX6, & Probe) (Combo) 1986-92.....	1	
28320AK.....	Gasket Set, G4A Valve Body 1986-89.....	1	
28320BK.....	Gasket Set, G4A Valve Body 1990-92.....	1	
28379.....	O-Ring, G4A Filter.....	1	
28390.....	External Seal Kit, G4A (With Or W/Out Turbo).....	1	

**PART # TECHNICAL MANUALS QTY. REFERENCE #**

28400.....	Technical Manual, G4A (Mazda) G4A-EL.....	1	G4A-EL
28400A.....	Technical Manual, G4A (Mazda) G4A-HL.....	1	G4A-HL
28400B.....	Technical Manual, G4A (G-4EAT / GF4A-EL) (Mazda/Probe).....	1	GF4A-EL

**PART # ELECTRICAL COMPONENTS QTY. REFERENCE #**

28410.....	Switch, G4A Inhibitor Switch 1987.....	1	
28410A.....	Switch, G4A (MX6 / 626) Inhibitor Switch 1988-92.....	1	
28410B.....	Switch, G4A (323) Inhibitor Switch 1988-89.....	1	
28410C.....	Switch, G4A (Protégé) Inhibitor Switch 1990-92.....	1	
28410D.....	Switch, G4A (All) Inhibitor Switch 1993-97.....	1	
28417.....	Switch, G4A Pulse Generator.....	1	
28418A.....	Solenoid, G4A Pulse 1993-Up.....	1	
28420A.....	Solenoid Assembly, G4A (With 4 Solenoids) 1986-93.....	1	
28420C.....	Solenoid Assembly, G4A (Contains: 1-2 Shift, 2-3 Shift, 3-4 Shift, Lock-Up, EPC, Lock-Up Control & 3-2 Downshift) (7 Solenoids).....	1	
28420CA.....	Solenoid Assembly, G4A (With 7 Solenoids) 1993-Up.....	1	
28421A.....	Solenoid, G4A 1-2 Shift.....	1	FU9A-21-1F1D
28422A.....	Solenoid, G4A 2-3 Shift.....	1	FU9A-21-1F4D
28423A.....	Solenoid, G4A 3-4 Shift.....	1	FU9A-21-1F3D
28425.....	Solenoid, G4A Lock-Up (With Wire Harness) 1986-93.....	1	FU9A-21-1G1C
28425A.....	Solenoid, G4A Lock-Up & EPC 1993-Up.....	2	FU9A-21-1G1B
28425B.....	Solenoid, G4A Lock-Up Control 1993-Up.....	1	FU9A-21-1F2C
28434A.....	Solenoid, G4A 3-2 Down Shift.....	1	FU9A-21-1F5D
28436A.....	Sensor, G4A Vehicle Speed.....	1	
28437A.....	Sensor, G4A Temperature (Screw-In).....	1	
28437B.....	Sensor, G4A Temperature (Push-In).....	1	
28446E.....	Wire Harness, G4A / G-4EAT Electronic (Fits 7 Solenoid Valve Body).....	1	

**PART # MISC. COMPONENTS QTY. REFERENCE #**

28475.....	Teflon Sleeve, G4A Slides On Turbine Shaft.....	1	
------------	---	---	--

**PART # HARD PARTS QTY. REFERENCE #**

28500.....	Pump, G4A (Uses 28510A & 28520) 1986-87.....	1	
28500AA.....	Pump, G4A (Uses 28510AA & 28520) 1988-92.....	1	
28500B.....	Pump, G4A (Uses 28510B & 28520) 1988-92.....	1	
28500C.....	Pump, G4A (Uses 28510C & 28520C) 1993-Up.....	1	

MAZDA

# G4A-EL / GF4A-EL



FWD 4 Speed (2 Pans)

PART #	PUMP COMPONENTS	QTY.	REFERENCE #
S28507LK	Pressure Regulator Spool Valve, G4A Spring & Expander Ring (Sonnax)	1	
28531AK	Rotor Block Kit, G4A Blocks Outer Side For More Pressure	1	
S28538A	Pump Vane Expander Ring, G4A Decreases Internal Leakage (Sonnax)	1	71912-02

PART #	HARD PARTS (Continued)	QTY.	REFERENCE #
28510A	Pump Body, G4A (Rotor Type) 1986-87 (.235" Shoulder) (1.700" Thick To Gasket Surface)	1	
28510AA	Pump Body, G4A (Rotor Type) 1988-92 (.235" Shoulder) (1.500" Thick To Gasket Surface)	1	
28510B	Pump Body, G4A (Rotor Type) 1988-92 (.352" Shoulder) (1.450" Thick To Gasket Surface)	1	
28510C	Pump Body, G4A (Gear Type) 1993-Up	1	
28520	Stator, G4A (Rotor Type) (7 1/4"OD) 1986-92	1	
28520C	Stator, G4A (Gear Type) (6 1/4"OD) 1993-Up	1	
28529	Converter Reactor, G4A (31 Splines) (With The Reactor Sitting On Splines & The 2 Bolt Holes That Are Closest Together At 6:00, The 2 Holes At 12:00 Are 1 3/8" Center To Center) 1988-Up	1	
28529A	Converter Reactor, G4A (31 Splines) (With The Reactor Sitting On Splines & The 2 Bolt Holes That Are Closest Together At 6:00, The 2 Holes At 12:00 Are 1 3/4" Center To Center) 1988-Up	1	
28529B	Converter Reactor, G4A (35 Splines) (With The Reactor Sitting On Splines & The 2 Bolt Holes That Are Closest Together At 6:00, The 2 Holes At 12:00 Are 1 3/8" Center To Center) 1986-87	1	
28529C	Converter Reactor, G4A (35 Splines) (With The Reactor Sitting On Splines & The 2 Bolt Holes That Are Closest Together At 6:00, The 2 Holes At 12:00 Are 1 3/4" Center To Center) 1988-Up	1	
28529D	Converter Reactor, G4A (31 Splines) (With The Reactor Sitting On Splines & The 2 Bolt Holes That Are Closest Together At 6:00, The 2 Holes At 12:00 Are 1 7/8" Center To Center) 1988-Up	1	
28550A	Drum, G4A 3-4 Clutch (16 Teeth Steels)	1	
28550B	Drum, G4A 3-4 Clutch (30 Teeth Steels) 1.660" Overall Height (Inside Neck For Inner Piston Seal Is 2 1/2"OD)	1	
28550BA	Drum, G4A 3-4 Clutch (30 Teeth Steels) 1.515" Overall Height (Inside Neck For Inner Piston Seal Is 2 1/16"OD)	1	
28550BB	Drum, G4A 3-4 Clutch (30 Teeth Steels) 1.655" Overall Height (Inside Neck For Inner Piston Seal Is 2 1/16"OD)	1	
T-71828-TL	Test Tool, G4A 3-4 Drum Air Check (Sonnax)		
28556A	Drum, G4A Reverse (22 Splines) (Uses # 893 & 891 Snap Rings) 1986-87	1	
28556B	Drum, G4A Reverse (22 Splines) (Uses Only # 892 Snap Ring) 1988-92	1	
28556C	Drum, G4A Reverse (20 Splines) 12 Lug Reverse & 32 Lug Forward Steels 1988-92 (Has 3 Forward Clutches)	1	
28556D	Drum, G4A Reverse (20 Splines) 32 Lug Reverse & 32 Lug Forward Steels 1993-Up (Has 4 Forward Clutches)	1	
28556E	Drum, G4A Reverse (20 Splines) 12 Lug Reverse & 8 Lug Forward Steels 1988-92 (Has 3 Forward Clutches) (Forward Housing On The Outside Is 2.560" Tall)	1	
28556EA	Drum, G4A Reverse (20 Splines) 12 Lug Reverse & 8 Lug Forward Steels 1988-92 (Has 4 Forward Clutches) (Forward Housing On The Outside Is 2.640" Tall)	1	
28556EK	Drum Kit, G4A Reverse 1988-92 (Contains: 28556E & 28854 Repair Plate With Lugs) (This Is A Fix For When # 854 Plate Wears Into The Drum)	1	
28558	Drum, G4A Band (2 Clutch) Uses 1 1/2" Wide Band (Pointed Teeth Friction # 28114 With 58 Teeth)	1	
28558A	Drum, G4A Band (2 Clutch) Uses 1 1/2" Wide Band (Square Teeth Friction # 28114A With 58 Teeth)	1	E92Z-7A626-A
28558AA	Drum, G4A Band (3 Clutch) Uses 1 1/2" Wide Band (Square Teeth Friction # 28114A With 58 Teeth)	1	
28558AB	Drum, G4A Band (Uses 1 1/2" Wide Band)(Uses Square Teeth Friction # 28110B With 32 Teeth)	1	
28558B	Drum, G4A Band (2 Clutch) Uses 1 3/4" Wide Band (Square Teeth Friction # 28114A With 58 Teeth)	1	
28558C	Drum, G4A Band (3 Clutch) Uses 1 3/4" Wide Band (Square Teeth Friction # 28114A With 58 Teeth)	1	F92Z-7A626-A
28559	Drum, G4A Coast Clutch (16 Lugs On Outside)	1	
28559B	Drum, G4A Coast Clutch (32 Lugs On Outside)	1	
28560	Piston Kit, G4A 3-4 Clutch (2.070"ID) (With 20 Springs)	1	
28560B	Piston Kit, G4A 3-4 Clutch (2.550"ID) (With 1 Large Spring)	1	
28566	Piston Kit, G4A Reverse Clutch (Piston Is .555" Thick)	1	
28566A	Piston Kit, G4A Reverse Clutch (Piston Is .660" Thick)	1	
28567	Piston Kit, G4A Low/Reverse Clutch (.611" Thick)	1	
28567A	Piston Kit, G4A Low/Reverse Clutch (.520" Thick)	1	
28569	Piston Kit, G4A Coast Clutch	1	

MAZDA

28574.....	Clutch Hub, G4A Forward Clutch (Less Sprag) (3 Clutch) (.570" Thick).....	1	
28574A.....	Clutch Hub, G4A Forward Clutch (Less Sprag) (4 Clutch) (.708" Thick).....	1	
28577.....	Clutch Hub, G4A Low Clutch With Inner Race (39 Teeth) (Uses Pointed Teeth Low/Reverse Friction).....	1	
28577A.....	Clutch Hub, G4A Low Clutch With Inner Race (10 Inner Teeth).....	1	
28577B.....	Clutch Hub, G4A Low Clutch With Inner Race (39 Inner Teeth) (Uses Square Teeth Low/Reverse Friction).....	1	
28579.....	Clutch Hub, G4A Coast Clutch (Steel) (Uses Square Teeth Frictions) 1988-Up.....	1	E92Z-7A360-A
28579A.....	Clutch Hub, G4A Coast Clutch (Cast Iron) (Uses Pointed Teeth Frictions) 1986-87.....	1	
28584.....	Planet, G4A (39 Teeth On Flange).....	1	
28584B.....	Planet, G4A (10 Teeth On Flange).....	1	
28594.....	Ring Gear, G4A Planet (10 Lug).....	1	
28594A.....	Ring Gear, G4A Planet (18 Lug).....	1	
28614.....	Sun Gear, G4A (3 5/16" Long).....	1	
28614B.....	Sun Gear, G4A (3 1/16" Long).....	1	
28626.....	Shell, G4A With Park Gear (2.580" Overall Height) (Has 10 Lugs Where The Planet Ring Gear Sets).....	1	
28626B.....	Shell, G4A With Park Gear (2.527" Overall Height) (Has 10 Lugs Where The Planet Ring Gear Sets).....	1	
28626C.....	Shell, G4A With Park Gear (2.715" Overall Height) (Takes A 3 Tab Washer On The Inside) (Has 10 Lugs Where The Planet Ring Gear Sets) (From The Planet Lugs To Park Lugs Is 1 3/4").....	1	
28626CA.....	Shell, G4A With Park Gear (2.715" Overall Height) (Takes A 3 Tab Washer On The Inside) (Has 10 Lugs Where The Planet Ring Gear Sets) (From The Planet Lugs To Park Lugs Is 1 5/8").....	1	
28626D.....	Shell, G4A With Park Gear (2.715" Overall Height) (Takes A Bearing W/Races (1 Piece Bearing) (Has 10 Lugs Where The Planet Ring Gear Sets).....	1	
28626E.....	Shell, G4A With Park Gear (Has 18 Lugs Where The Planet Ring Gear Sets).....	1	

PART #	SPRAGS & ONE WAY CLUTCHES	QTY.	REFERENCE #
28642.....	Sprag Assembly, G4A With Outer Race (Low/Reverse) 7 Outer Lugs (.520" Thick) (18 Rollers) 1988-Up.....	1	
28642A.....	Sprag Assembly, G4A With Outer Race (Low/Reverse) 7 Outer Lugs (.550" Thick) (18 Rollers) 1988-Up.....	1	
28642AA.....	Sprag Assembly, G4A With Outer Race (Low/Reverse) 7 Outer Lugs (.520" Thick) (24 Lug Sprag) 1988-Up.....	1	
28642B.....	Sprag Assembly, G4A With Outer Race (Low/Reverse) 9 Outer Lugs (The Area Between Outer 9 Lugs Is Raised Almost As High As Lug).....	1	
28642BA.....	Sprag Assembly, G4A With Outer Race (Low/Reverse) 9 Outer Lugs (The Area Between Outer 9 Lugs Is Countersunk) 1986-87.....	1	
28658.....	Sprag, G4A Forward.....	1	E92Z-7A089-A

PART #	HARD PARTS (Continued)	QTY.	REFERENCE #
28671.....	Pump Drive Shaft, G4A (14 5/16" Long).....	1	
28671A.....	Pump Drive Shaft, G4A (14 3/4" Long).....	1	
28671AA.....	Pump Drive Shaft, G4A (14 7/16" Long) (With 2 Grooves On Splines).....	1	
28673A.....	Turbine Shaft, G4A (13" Long) (20 Converter Splines) 1988-92.....	1	
28673AA.....	Turbine Shaft, G4A (12 15/16" Long) (21 Converter Splines) (No Groove) 1988-92.....	1	
28673B.....	Turbine Shaft, G4A (12 3/4" Long) (21 Converter Splines) 1988-92.....	1	
28673C.....	Turbine Shaft, G4A (13 3/8" Long) (21 Converter Splines) 1988-92.....	1	
28673D.....	Turbine Shaft, G4A (13" Long) (25 Converter Splines) 1986-87.....	1	
28673E.....	Turbine Shaft, G4A (13 1/16" Long) (21 Converter Splines) (With 2 Grooves) 1993-Up.....	1	
28679.....	Shaft, G4A Idler Gear.....	1	
28680.....	Governor, G4A (15 Teeth Gear) 1988-89.....	1	
28686.....	Cover, G4A Governor 1988-89.....	1	
28687.....	Clip, G4A Governor Cover 1988-89.....	1	
28714AK.....	Idler Gear, G4A With Bearings (39 Teeth) No Groove (1 3/8" Thick).....	1	
28714AAK.....	Idler Gear, G4A With Bearings (39 Teeth) 3 Groove (1 1/8" Thick).....	1	
28714BK.....	Idler Gear, G4A With Bearings (41 Teeth) No Groove (1 3/8" Thick).....	1	
28714BBK.....	Idler Gear, G4A With Bearings (41 Teeth) 1 Groove (1 1/8" Thick).....	1	
28714CK.....	Idler Gear, G4A With Bearings (41 Teeth) 4 Groove (1 7/16" Thick).....	1	
28714CAK.....	Idler Gear, G4A With Bearings (41 Teeth) 2 Groove.....	1	
28714DK.....	Idler Gear, G4A With Bearings (40 Teeth) 5 Groove (4x4).....	1	
28714DAK.....	Idler Gear, G4A With Bearings (40 Teeth) 3 Groove.....	1	
28714FK.....	Idler Gear, G4A With Bearings (42 Teeth) 4 Groove (1 3/8" Thick).....	1	

MAZDA



# G4A-EL / GF4A-EL



FWD 4 Speed (2 Pans)

MAZDA

PART #	HARD PARTS (Continued)	QTY.	REFERENCE #
28715A	Differential, G4A With Ring Gear (74 Teeth) 1.100"OD Axle (26 Splines)	1	
28715B	Differential, G4A With Ring Gear (74 Teeth) 2 Groove (1.180"OD Axle) (28 Splines)	1	F0YZ-4026A
28715BA	Differential, G4A With Ring Gear (74 Teeth) No Groove (1.180"OD Axle) (28 Splines)	1	
28715C	Differential, G4A With Ring Gear (79 Teeth) 4 Groove (1.175"OD Axle) (28 Splines)	1	
28715CA	Differential, G4A With Ring Gear (79 Teeth) No Groove (1.185"OD Axle) (28 Splines)	1	
28715D	Differential, G4A With 1.300" Ring Gear (72 Teeth) 2 Groove (28 Splines) (Ring Gear Is Bolted On)	1	
28715DA	Differential, G4A With .960" Ring Gear (73 Teeth) 3 Groove (28 Splines) (Ring Gear Is Bolted On)	1	
28715E	Differential, G4A With .948" Ring Gear (73 Teeth) 3 Groove (23 Splines) (Ring Gear Is Rivited On)	1	
28715G	Differential, G4A With Bolt On Ring Gear (71 Teeth) 1 Groove	1	
28715H	Differential, G4A With Ring Gear (70 Teeth) 1 Wide Groove	1	
28730A	Pinion, G4A (Output Gear) With Bearings (20 Teeth) No Groove	1	
28730B	Pinion, G4A (Output Gear) With Bearings (20 Teeth) 4 Groove	1	
28730C	Pinion, G4A (Output Gear) With Bearings (20 Teeth) 3 Groove	1	
28730CA	Pinion, G4A (Output Gear) With Bearings (20 Teeth) 2 Groove	1	
28730D	Pinion, G4A (Output Gear) With Bearings (19 Teeth) 5 Groove (4x4)	1	
28730E	Pinion, G4A (Output Gear) With Bearings (19 Teeth) 3 Groove	1	
28730G	Pinion, G4A (Output Gear) With Bearings (19 Teeth) 4 Groove	1	
28730H	Pinion, G4A (Output Gear) With Bearings (19 Teeth) 38 Splines	1	
28735	Cover, G4A Idler Gear (Cast # 50)	1	
28735A	Cover, G4A Idler Gear (Cast # 31)	1	
28735B	Cover, G4A Idler Gear (Cast # 32)	1	
28735C	Cover, G4A Idler Gear With Valve	1	
28735D	Cover, G4A Idler Gear (Cast # 1H or 2H)	1	
28735E	Cover, G4A Idler Gear (1 11/16" Overall Thickness)	1	
28740	Valve Body, G4A (2 Solenoids)	1	
28740A	Valve Body, G4A (4 Solenoids With 4 Wire Case Connectors) Non Turbo (5 1/8" Manual Valve)	1	
28740AA	Valve Body, G4A (4 Solenoids With 4 Wire Case Connectors) With Turbo (5 3/8" Manual Valve)	1	
28740B	Valve Body, G4A (4 Solenoids With 6 Wire Case Connectors) Non Turbo (Has 1 Bolt Holding The 1-2 Shift Solenoid On)	1	
28740BA	Valve Body, G4A (4 Solenoids With 6 Wire Case Connectors) With Turbo (5 3/8" Manual Valve)	1	
28740BB	Valve Body, G4A (4 Solenoids With 6 Wire Case Connectors) Non Turbo (Has 4 Bolts Holding The 1-2 Shift Solenoid On)	1	
28740C	Valve Body, G4A (1 Solenoid)	1	
28740D	Valve Body, G4A (7 Solenoids) (Uses A Screw In Temperature Sensor)	1	
28740DA	Valve Body, G4A (7 Solenoids) (Uses A Push In Temperature Sensor)	1	
28740E	Valve Body, G4A (5 Solenoids) 1993-Up	1	

PART #	VALVE BODY COMPONENTS	QTY.	REFERENCE #
S28741BK	Boost Valve Kit, G4A Reverse (Valve ,Sleeve & End Plug) (Sonnax)(For Units With TV Cables)	1	71846-01K
S38741BAK	Boost Valve Kit, G4A Reverse (Valve, Sleeve & End Plug) (Sonnax)(For Units With Electronic Transmissions)	1	74846-01K
28741B	Valve Body Cam Wheel, G4A	1	FU01-21369A
28925B	Accumulator Assembly, G4A Piston Update Kit 1986-89	1	

PART #	HARD PARTS (Continued)	QTY.	REFERENCE #
28750A	Bell Housing, G4A (Top Bolts 6 1/4" Center To Center) (With 2 O-rings On 2-3 Accumulator) (14 Bolt Holes To Case) (No Governor)	1	
28750C	Bell Housing, G4A (Top Bolts 6 1/4" Center To Center) (With 4 O-rings On 2-3 Accumulator) (14 Bolt Holes To Case) (Governor Type)	1	
28750CA	Bell Housing, G4A (Top Bolts 6 1/4" Center To Center) (With 3 O-Rings On 2-3 Accumulator)	1	
28750D	Bell Housing, G4A (Top Bolts 5 1/8" Center To Center) (With 1.00"OD 2-3 Accumulator) (16 Bolt Holes To Case)	1	
28750E	Bell Housing, G4A (Top Bolts 5 1/8" Center To Center) (With 1.170"OD 2-3 Accumulator) (16 Bolt Holes To Case)	1	
28750EA	Bell Housing, G4A (Top Bolts 5 1/8" Center To Center) (With 3 O-Rings On 2-3 Accumulator) (14 Bolt Holes To Case)	1	
28750EB	Bell Housing, G4A (Top Bolts 5 1/8" Center To Center) (2-3 Accumulator Is Built In The Idler Gear Cover) (14 Bolt Holes To Case)	1	
28750F	Bell Housing, G4A (Top Bolts 6 1/4" Center To Center) (With 2 O-rings On 2-3 Accumulator) (15 Bolt Holes To Case)	1	
28750G	Bell Housing, G4A (Top Bolts 6 1/4" Center To Center) 4x4	1	

28750H.....	Bell Housing, G4A (Top Bolts 6 1/4" Center To Center) Cast # FU50 .....	1 .....	
28750J.....	Bell Housing, G4A (Top Bolts 2 1/16" Center To Center) Cast # FU9B (With 2 O-rings On 2-3 Accumulator) .....	1 .....	
28750JA.....	Bell Housing, G4A (Top Bolts 2 1/16" Center To Center) Cast # FU2B (Starter At 11:00).....	1 .....	
28750JB.....	Bell Housing, G4A (Top Bolts 2 1/16" Center To Center) Cast # FU2B (Starter At 2:00) .....	1 .....	
28750L.....	Bell Housing, G4A (Top Bolts 4 3/4" Center To Center) Cast # FU80 .....	1 .....	
28750M.....	Bell Housing, G4A (Top Bolts 6 1/2" Center To Center) CAST # FU9A.....	1 .....	
28760.....	Case, G4A (14 Bolts To Bell) 3 Bolt Filter (Governor Type) .....	1 .....	
28760A.....	Case, G4A (14 Bolts To Bell) 4 Bolt Filter (Governor Type) .....	1 .....	
28760AA.....	Case, G4A (14 Bolts To Bell) 3 Bolt Filter (Electronic Type).....	1 .....	
28760AB.....	Case, G4A (14 Bolts To Bell) 4 Bolt Filter (Electronic Type).....	1 .....	
28760B.....	Case, G4A (16 Bolts To Bell) 3 Bolt Filter (Cable Operated) With 1.00"OD 2-3 Accumulator Piston (8" From Bell To Pump) Cast # TL.....	1 .....	
28760BA.....	Case, G4A (16 Bolts To Bell) 3 Bolt Filter (Cable Operated) With 1.00"OD 2-3 Accumulator Piston (8" From Bell To Pump) Cast # FU9A.....	1 .....	
28760C.....	Case, G4A (16 Bolts To Bell) 3 Bolt Filter (Cable Operated) With 1.70"OD 2-3 Accumulator Piston (8" From Bell To Pump) Cast # FU9B.....	1 .....	
28760CA.....	Case, G4A (16 Bolts To Bell) 3 Bolt Filter (Cable Operated) With 1.70"OD 2-3 Accumulator Piston (8" From Bell To Pump) .....	1 .....	
28760CB.....	Case, G4A (16 Bolts To Bell) 3 Bolt Filter (Cable Operated) With 1.70"OD 2-3 Accumulator Piston (8 3/8" From Bell To Pump) Cast # FU32 .....	1 .....	
28760D.....	Case, G4A (4x4).....	1 .....	
28765.....	Pan, G4A Bottom (Non Turbo) (7/8" Deep) .....	1 .....	
28765A.....	Pan, G4A Bottom (With Turbo).....	1 .....	
28765B.....	Pan, G4A Bottom (Non Turbo) (1/2" Deep) .....	1 .....	
28765C.....	Pan, G4A Bottom (Non Turbo) (2 1/4" Deep) .....	1 .....	
28766.....	Pan, G4A Side (Valve Body Cover) No Vent .....	1 .....	
28766A.....	Pan, G4A Side (Valve Body Cover) With Vent With Metal Cap.....	1 .....	
28766B.....	Pan, G4A Side (Valve Body Cover) With Vent With Hose.....	1 .....	
28774.....	Speed-O Housing, G4A (Aluminum Housing, 1 Bolt Cable Type) (20 Teeth Gear).....	1 .....	
28776K.....	Bolt Set, G4A Holds Bell Housing To Case .....	1 .....	
28777K.....	Bolt Set, G4A Holds Pump To Case .....	1 .....	
28778K.....	Bolt Set, G4A Holds Stator To Body.....	1 .....	
28779K.....	Bolt Set, G4A Holds Bottom Pan To Case .....	1 .....	
28780K.....	Bolt Set, G4A Holds Converter Reactor To Bell .....	1 .....	
28782K.....	Bolt Set, G4A Holds Valve Body To Case .....	1 .....	
28787K.....	Bolt Set, G4A Holds Idler Cover To Bell .....	1 .....	
28788K.....	Bolt Set, G4A Holds Side Pan To Case.....	1 .....	
28792K.....	Bolt Set, G4A holds 2-3 Accumulator To Bell .....	1 .....	
28799.....	Nut, G4A Idler Gear.....	1 .....	
28847A.....	Gear, G4A Speed-O Drive (25 Teeth) (On Differential) .....	1 .....	3787240
28848AK.....	Gear & Housing, G4A Speed-O Driven (20 Teeth).....	1 .....	
28853.....	Cushion, G4A Forward Clutch (5 3/4"OD) No Teeth 1986-92 .....	1 .....	E92Z-17285-A
28854.....	Spacer, G4A Reverse Clutch Spring To Snap Ring 1986-92 .....	1 .....	E92Z-7G400-A
28855.....	Spring Stop, G4A Reverse Clutch Return Spring.....	1 .....	
28856.....	Cushion, G4A Coast Clutch .....	1 .....	
28857.....	Wave Ring, G4A Between Sprag And # 870 Snap Ring .....	1 .....	
28862.....	Snap Ring, G4A Holds Retainer To 3-4 Drum .....	1 .....	
28865.....	Snap Ring, G4A Holds Retainer For Low/Reverse Clutch .....	1 .....	
28870.....	Snap Ring, G4A Holds One Way Clutch Outer Race To Case.....	1 .....	
28876.....	Snap Ring, G4A Holds Forward Clutch Top Pressure Plate In Drum.....	1 .....	E92Z-70483-B
28878.....	Snap Ring, G4A Holds Coast Clutch Top Pressure Plate In Drum .....	1 .....	E92Z-7D483-C
28879.....	Snap Ring, G4A Holds Retainer To Coast Clutch Drum .....	1 .....	
28880.....	Snap Ring, G4A Sun Gear To Inner Race (Rear) .....	1 .....	
28881.....	Snap Ring, G4A Sun Gear To Inner Race (Front).....	1 .....	
28882.....	Snap Ring, G4A Holds Planet To Low/Reverse Hub.....	1 .....	
28885.....	Snap Ring, G4A Holds Top Pressure Plate In Low & Reverse Clutch .....	1 .....	E92Z-7D483-C
28889.....	Snap Ring, G4A Holds Ring Gear In 3-4 Drum.....	1 .....	E32Z-7D483-D
28890.....	Snap Ring, G4A Holds Top Pressure Plate In 3-4 Drum 1986-92.....	1 .....	
28890B.....	Snap Ring, G4A Holds Top Pressure Plate In 3-4 Drum (.150") 1993-95 .....	1 .....	
28890BA.....	Snap Ring, G4A Holds Top Pressure Plate In 3-4 Drum (.157") 1993-95 .....	1 .....	
28890BB.....	Snap Ring, G4A Holds Top Pressure Plate In 3-4 Drum (.165") 1993-95 .....	1 .....	
28890BC.....	Snap Ring, G4A Holds Top Pressure Plate In 3-4 Drum (.173") 1993-95 .....	1 .....	
28890BD.....	Snap Ring, G4A Holds Top Pressure Plate In 3-4 Drum (.181") 1993-95 .....	1 .....	
28890BE.....	Snap Ring, G4A Holds Top Pressure Plate In 3-4 Drum (.189") 1993-95 .....	1 .....	
28990C.....	Snap Ring, G4A Holds Top Pressure Plate In 3-4 Drum (.060") 1996-Up .....	1 .....	
28891.....	Snap Ring, G4A Holds Top Steel To reverse Drum.....	1 .....	
28892.....	Snap Ring, G4A Holds Top Pressure Plate To Reverse Drum.....	1 .....	
28893.....	Snap Ring, G4A Holds Reverse Clutch Piston Retainer .....	1 .....	
28895.....	Snap Ring, G4A Holds Reverse Drum To Turbine Shaft (.040") .....	1 .....	E92Z-7G287-A

# G4A-EL / GF4A-EL



FWD 4 Speed (2 Pans)

PART #	HARD PARTS (Continued)	QTY.	REFERENCE #
28896	Snap Ring, G4A Holds Servo Cover To Case	1	
28900	Servo Assembly, G4A (1.567"OD Small End Of Piston)	1	
28900A	Servo Assembly, G4A (1.875"OD Small End Of Piston)	1	
28900B	Servo Assembly, G4A (1.925"OD Small End Of Piston)	1	
28900C	Servo Assembly, G4A (2.315"OD Small End Of Piston Stepped Down To 1.00"OD)	1	
28900D	Servo Assembly, G4A (2.315"OD Small End Of Piston With No Step)	1	
28900E	Servo Assembly, G4A (1.410"OD Small End Of Piston)	1	
28901	Spring, G4A Servo (3 Per Pack) (TTK)	1	
28901A	Spring, G4A Servo (3 Per Pack) Corrects 2-3 Flare Up & 1-2 Or 3-4 Slide Or Run Away (TTK)	1	
28901AB	Spring, G4A Servo (3 Per Pack) Helps Rough 1-2 & 3-4 Upshift (TTK)	1	
28904	Cover, G4A Servo	1	
28915	Band Strut Set, G4A With Pin	1	
28930	Accumulator Assembly, G4A 2-3 (1.00"OD Piston) (2 O-Ring Type)	1	
28930A	Accumulator Assembly, G4A 2-3 (1.70"OD Piston) (2 O-Ring Type)	1	
28930B	Accumulator Assembly, G4A 2-3 ( 3 O-Ring Type)	1	
28960	Piston, G4A 3-4 Clutch	1	
28966	Piston, G4A Reverse Clutch (.555" Thick) 1993-Up	1	E32Z-7D042-A
28966A	Piston, G4A Reverse Clutch (.605" Thick) (Uses 20 Coil Springs)	1	
28966B	Piston, G4A Reverse Clutch (.645" Thick) 1988-92	1	E92Z-7402A
28967	Piston, G4A Low/Reverse Clutch (.605" Thick) (Uses 20 Coil Springs)	1	
28969	Piston, G4A Coast Clutch	1	
28970	Retainer W/Spring, G4A 3-4 Clutch	1	
28976	Spring, G4A Reverse Clutch Return (Beveled) (.030" Thick) 1986-87	1	E92Z-7E085E
28976A	Spring, G4A Reverse Clutch Return (Beveled) (.060" Thick) 1988-Up	1	E92Z-7E085E
28977	Retainer W/Spring, G4A Low/Reverse Clutch	1	E92Z-7F299-A
28979	Retainer W/Spring, G4A Coast Clutch	1	E92Z-7F222-A
28991	Linkage, G4A Internal	1	
28999	Switch Box With Oil Hoses, G4A	1	

MAZDA



**Technical Bulletin #350**

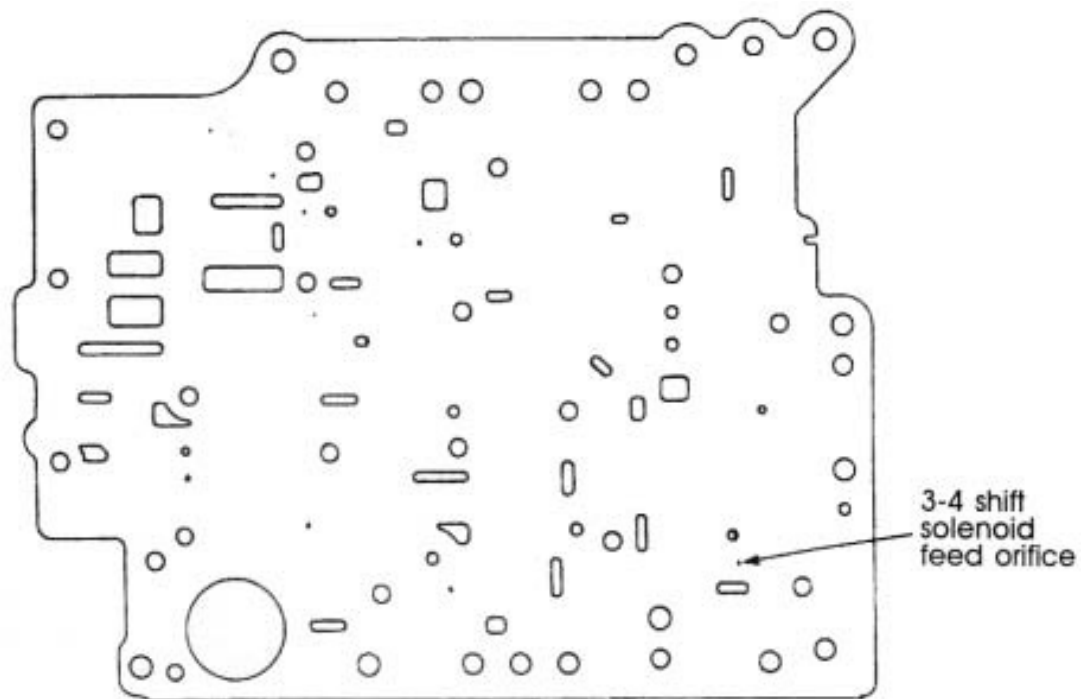
Transmission: *G4A-EL*  
 Subject: *3-4 Shift hunt*  
 Application: *Ford, Mazda*  
 Issue Date: *August, 2003*

**G4A-EL**

**3-4 Shift Hunt**

This condition may be caused by failure in the 3-4 shift solenoid hydraulic circuit. Monitor the shift solenoid signals from the computer. If the 1-2 shift solenoid is the only solenoid being cycled on and off during the 3-4 shift hunt, the 3-4 shift solenoid feed circuit has failed.

This condition is commonly caused by debris which has plugged the 3-4 shift solenoid feed orifice.



**NOTE:** This condition may also be caused by a leak in the 3-4 shift solenoid or the end plug of the 3-4 shift valve.

MAZDA